



**Technical Bulletin No:** 0306

**Date:** 20/02/06

**Product:** Cabin Air Filter

**RYCO Part No:** RCA100P, RCA100C

**Topic:** : Fitment of the BA/BF Falcon, Cabin Air Filter

## How to install the BA/BF Falcon Cabin Air Filter

Increasing levels of pollution in traffic and the prevalence of asthma in Australia are making cabin air filters a necessity to have in your car. Recognising this need, many vehicle manufacturers have, or are in the process of incorporating cabin air filtration as a feature of their HVAC systems.

Car owners are often unaware that their vehicles have a cabin air filter, or that they need to be replaced regularly. Ford's BA/BF Falcon range already offers a cabin air filter as an option. Given the number of BA Falcons that independent workshops will be servicing in the aftermarket, there is a huge opportunity for workshops to fit cabin air filters and make more profit.

**Every time a vehicle equipped with a cabin air filter or option for retro-fit pulls into your workshop, there is a potential \$15-\$20 profit from a 5 to 10 minute investment.**



**Particle Filters**

### Different types of Cabin Air Filters

There are two distinct types of cabin air filters; particle and carbon activated. The particle filter is designed to reduce the amount of harmful contaminants such as pollens, fungus spores, dirt, dust and bacteria from entering into the passenger cabin of the vehicle.

Carbon activated filters, feature an activated charcoal layer and are designed to absorb harmful gases and unpleasant odours, in addition to filtering out contaminants.

Ryco offer both the particle and carbon activated filter options for the Ford, Fairlane - BA/BF, Territory, as well as including the cover plate which is required for the first fitment.




**Carbon Activated Filters**

So next time you're servicing a BA/BF Falcon, make sure you check to see whether the cabin air filter needs replacing. If it doesn't have one, you can recommend to fit one. Why not up-sell and offer your customer the carbon activated filter type which returns more profit for you.

### Replacing a Cabin Air Filter

Recommended change intervals are at 15,000kms or sooner if required. When the cabin air filter clogs up with dirt and other contaminants, the airflow entering the vehicle's interior is significantly reduced. Over time, a clogged filter can lead to musty odours as well as decreasing the HVAC's performance.

Changing a cabin air filter takes less than 10 minutes, gives you additional profit and provides peace of mind and comfort for your customers.



**Ford Focus**



**Ford BA Falcon**

### Where to Locate the Cabin Air Filter

Cabin air filters are generally located under the bonnet or in through the glove box, as pictured above.

See reverse side for detailed fitting instructions for the FORD Falcon, Fairlane - BA/BF, Territory.

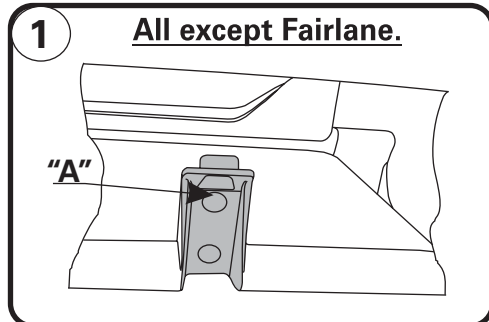
**You can count on Ryco to provide you with detailed fitting instructions with all their cabin air filter range.**

**Please file this Tech Bulletin in your Ryco Benchmark Communications Folder.**

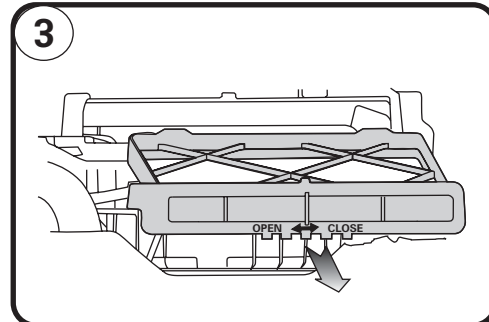
# RYCO

## CABIN FILTERS

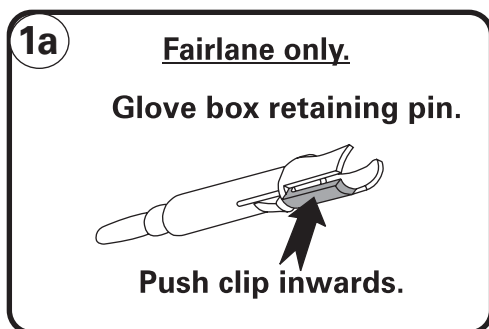
### FITTING INSTRUCTIONS FOR RYCO CABIN FILTER RCA100P & RCA100C.



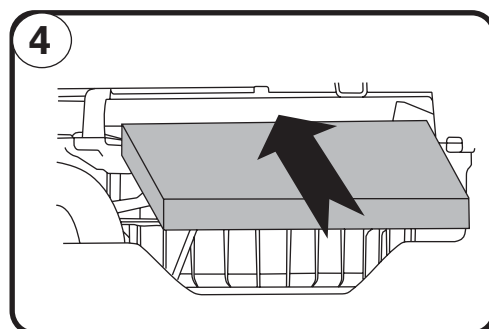
- 1:** Place finger in channel (top centre of glove box) press down at "A", swing glove box down.



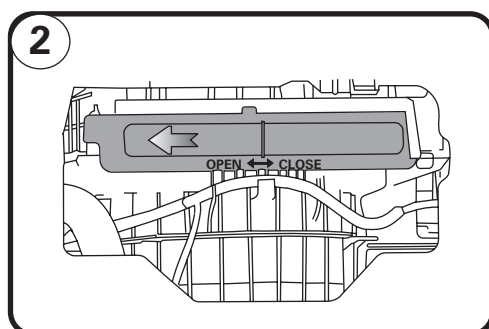
- 3:** Remove mesh filter and discard.  
or  
Remove paper filter by pulling gently down and out on removal tab and discard.



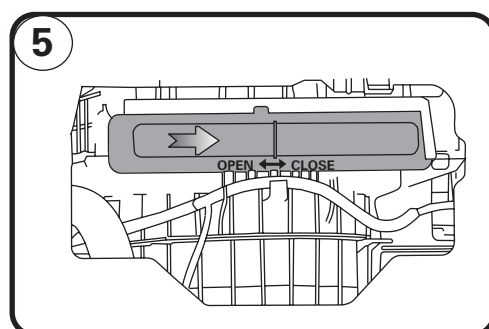
**WARNING:** Fairlane only. Retaining pin must be removed to remove glove box, depress clip as shown and remove. Failure to remove this pin will result in damage to pin.



- 4:** Slide the new filter into housing. (Position removal tab to front and on top of filter)



- 2:** Slide the mesh filter or cover plate to the left to unlock.



- 5:** Install new filter cover in position and secure by moving the cover to the right if fitting for first time, or use old cover. Refit all previously removed components.

GUD Automotive Pty Ltd  
245 Sunshine Road Tottenham  
Victoria 3012 Australia.  
[www.rycofilters.com.au](http://www.rycofilters.com.au)

GUD (NZ) Ltd  
61-69 Patiki Road Avondale  
Auckland, New Zealand  
[www.ryco.co.nz](http://www.ryco.co.nz)